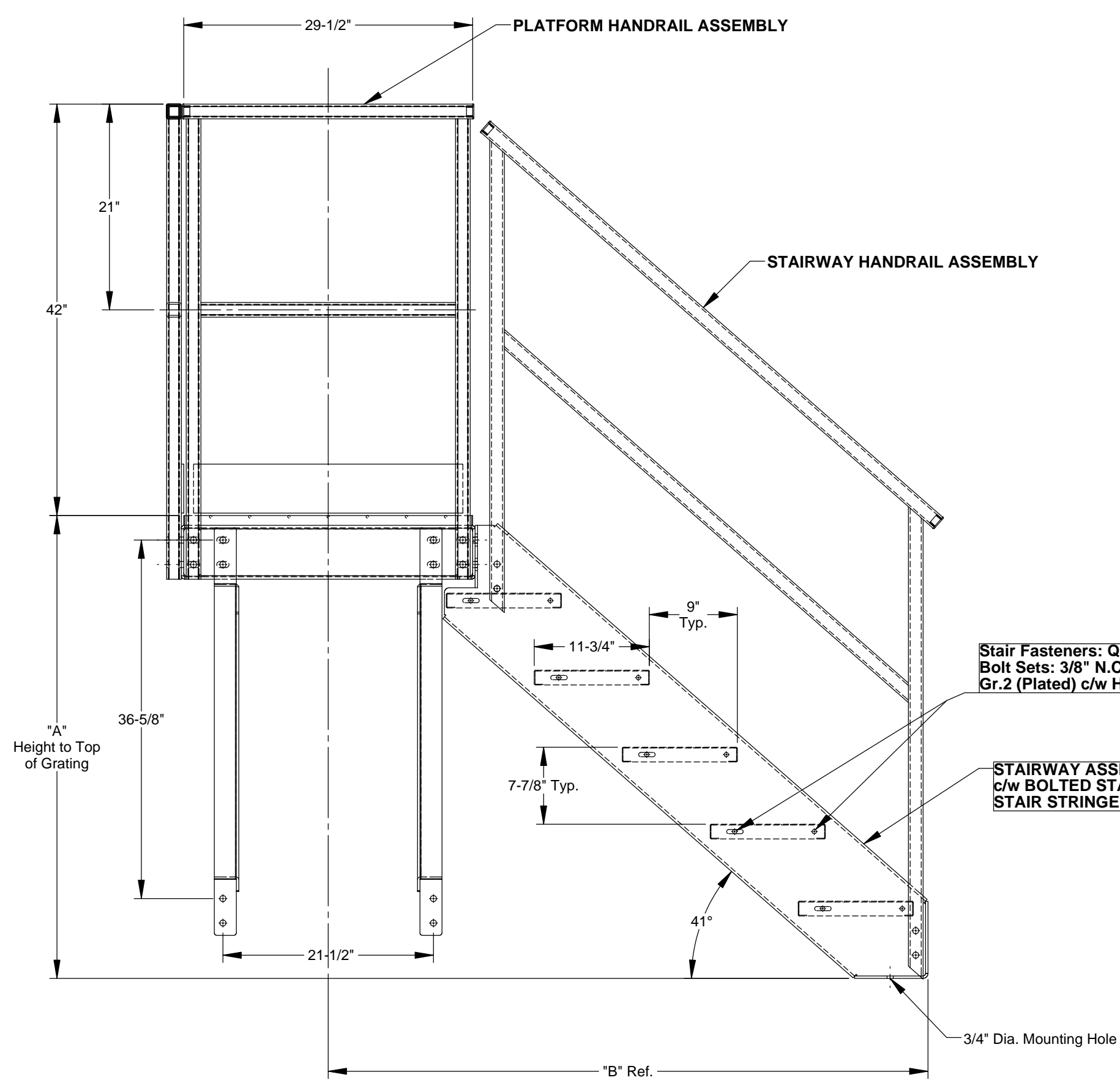
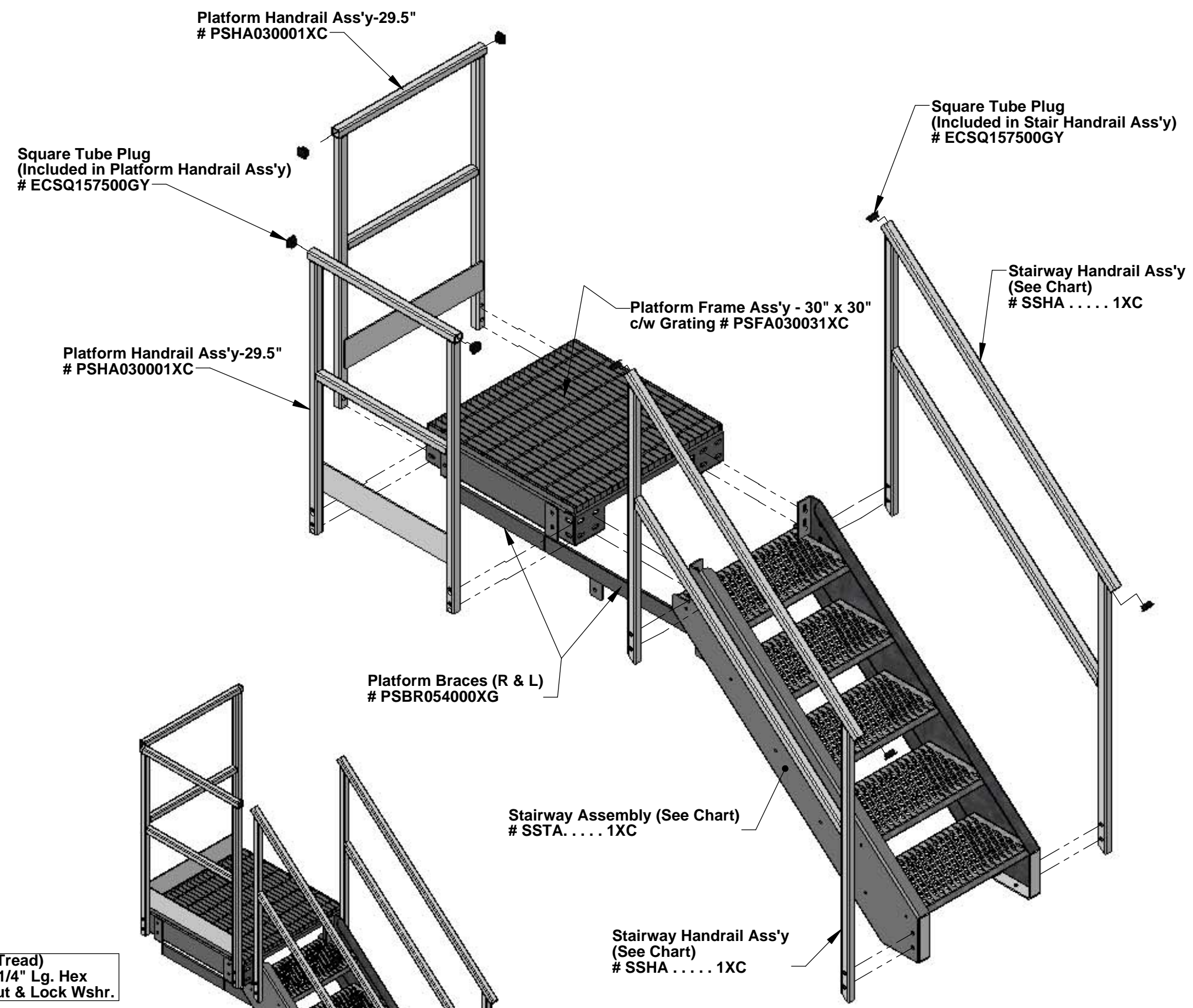
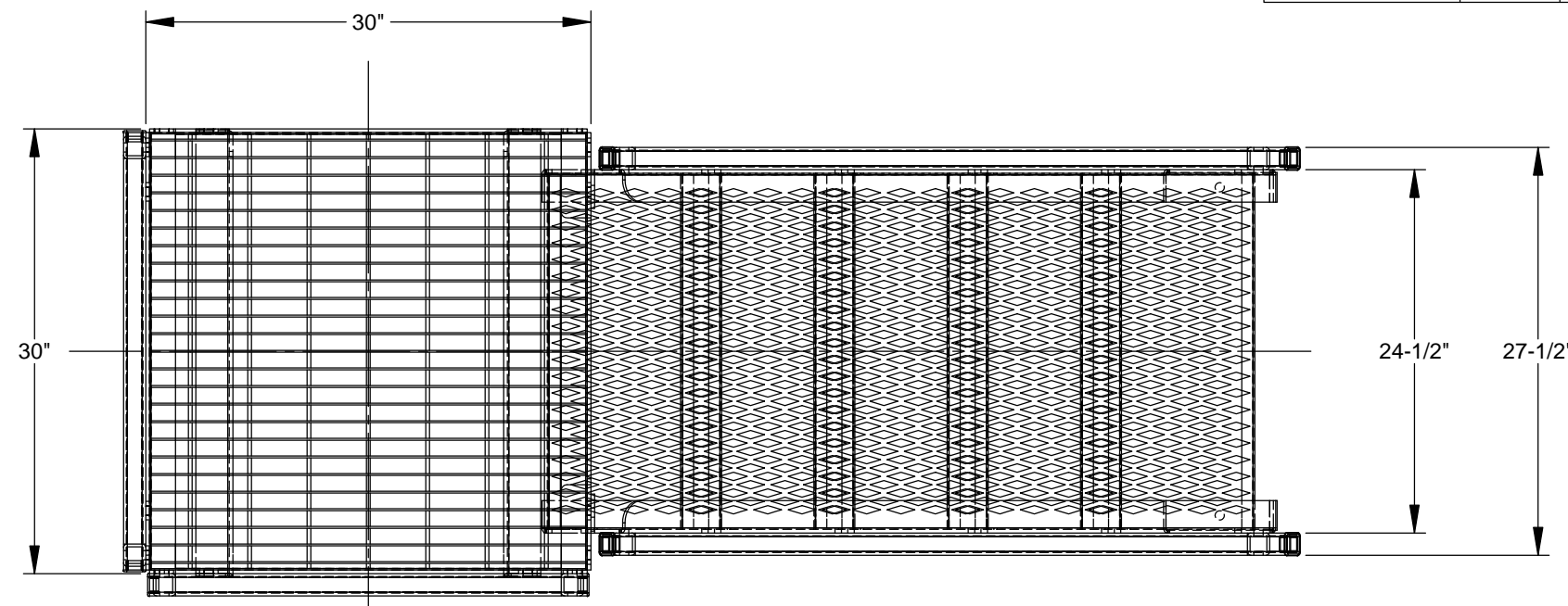


STAIR KIT #	"A"	TREADS	"B"	PLATFORM FRAME ASS'Y 30" x 30" c/w Grating	PLATFORM BRACES (R & L)	PLATFORM HANDRAIL ASS'Y 29.5"	STAIRWAY ASSEMBLY	STAIRWAY HANDRAIL ASS'Y	BOLT SETS PLATFORM 1/2" N.C. x 1-1/2" Lg. Hex A325-1 (H.D. Galv.)	BOLT SETS HANDRAILS 1/2" N.C. x 2-3/4" Lg. Hex A325-1 (H.D. Galv.)	WEIGHT (Lbs.)
KTSQ050001XX	47-1/4"	5	61-1/4"	(1) PSFA030031XC	(2) PSBR054000XG	(2) PSHA030001XC	SSTA050001XC	SSHA050001XC	(16) BTST050150XC	Qty. (16) BTST050275XC	497
KTSQ060001XX	55-1/8"	6	70-1/4"	(1) PSFA030031XC	(2) PSBR054000XG	(2) PSHA030001XC	SSTA060001XC	SSHA060001XC	(16) BTST050150XC	Qty. (20) BTST050275XC	565
KTSQ070001XX	63	7	79-1/4"	(1) PSFA030031XC	(2) PSBR054000XG	(2) PSHA030001XC	SSTA070001XC	SSHA070001XC	(16) BTST050150XC	Qty. (20) BTST050275XC	609
KTSQ080001XX	70-7/8"	8	88-1/4"	(1) PSFA030031XC	(2) PSBR054000XG	(2) PSHA030001XC	SSTA080001XC	SSHA080001XC	(16) BTST050150XC	Qty. (20) BTST050275XC	654
KTSQ090001XX	78-3/4"	9	97-1/4"	(1) PSFA030031XC	(2) PSBR054000XG	(2) PSHA030001XC	SSTA090001XC	SSHA090001XC	(16) BTST050150XC	Qty. (20) BTST050275XC	698
KTSQ100001XX	86-5/8"	10	106-1/4"	(1) PSFA030031XC	(2) PSBR054000XG	(2) PSHA030001XC	SSTA100001XC	SSHA100001XC	(16) BTST050150XC	Qty. (20) BTST050275XC	742
KTSQ110001XX	94-1/2"	11	115-1/4"	(1) PSFA030031XC	(2) PSBR054000XG	(2) PSHA030001XC	SSTA110001XC	SSHA110001XC	(16) BTST050150XC	Qty. (24) BTST050275XC	809
KTSQ120001XX	102-3/8"	12	124-1/4"	(1) PSFA030031XC	(2) PSBR054000XG	(2) PSHA030001XC	SSTA120001XC	SSHA120001XC	(16) BTST050150XC	Qty. (24) BTST050275XC	855
KTSQ130001XX	110-1/4"	13	133-1/4"	(1) PSFA030031XC	(2) PSBR054000XG	(2) PSHA030001XC	SSTA130001XC	SSHA130001XC	(16) BTST050150XC	Qty. (24) BTST050275XC	899
KTSQ140001XX	118-1/8"	14	142-1/4"	(1) PSFA030031XC	(2) PSBR054000XG	(2) PSHA030001XC	SSTA140001XC	SSHA140001XC	(16) BTST050150XC	Qty. (24) BTST050275XC	943
KTSQ150001XX	126"	15	151-1/4"	(1) PSFA030031XC	(2) PSBR054000XG	(2) PSHA030001XC	SSTA150001XC	SSHA150001XC	(16) BTST050150XC	Qty. (24) BTST050275XC	988



REVISIONS			
REV.	DESCRIPTION	DATE	BY
1	Revised Part Numbers to new O.B.C. Design and Changed Bolting to 1/2" N.C. Bolts	07/10/2015	AN

This drawing is the exclusive property of STEELCRAFT Inc. and is proprietary and confidential information. This drawing and the information contained therein must not be duplicated, used, divulged, reproduced, copied, disclosed or appropriated in whole or in part for any purpose other than as expressly authorized by STEELCRAFT Inc. This drawing must be returned promptly upon request.

# STEELCRAFT

Engineered Products Division

DESCRIPTION: O.B.C.-Stairway and Platform Assembly for Kit Drawing (5-15 Steps)			
CUSTOMER: Steelcraft Inc.-Clemmer Division			
PROJECT: Standard Stairway and Platform-End Configuration			
ITEM NO.:	DRN.: AN	07/10/2015	SCALE 1:12
JOB NO.:	DWG. NO.:	FC1597	