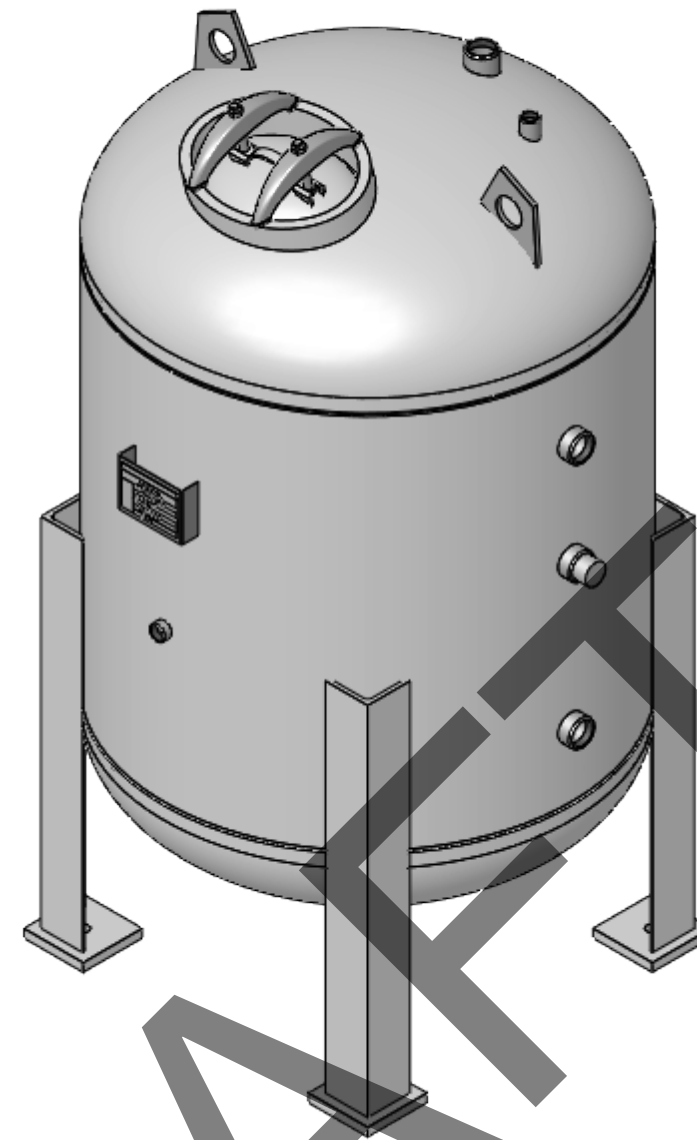
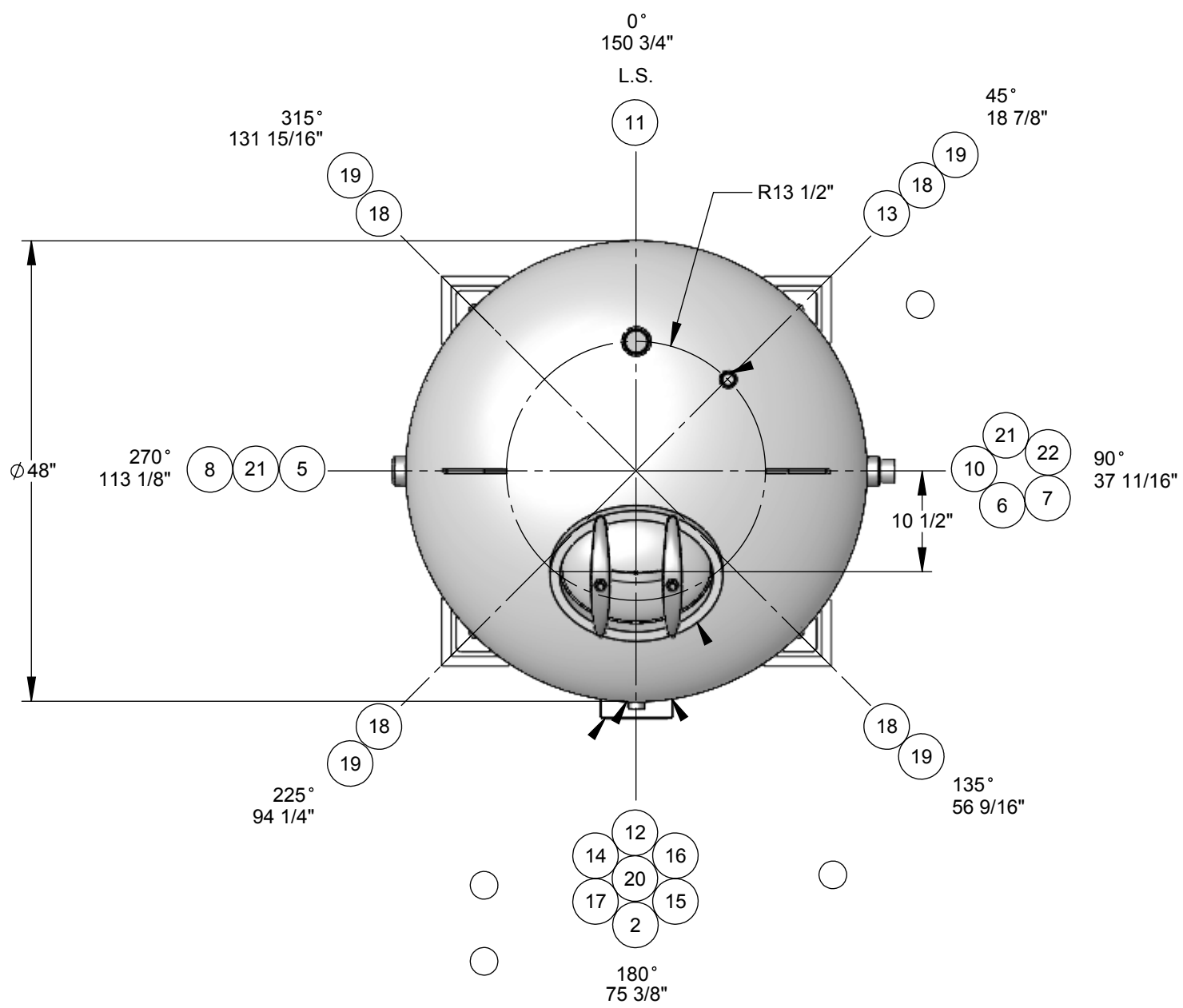


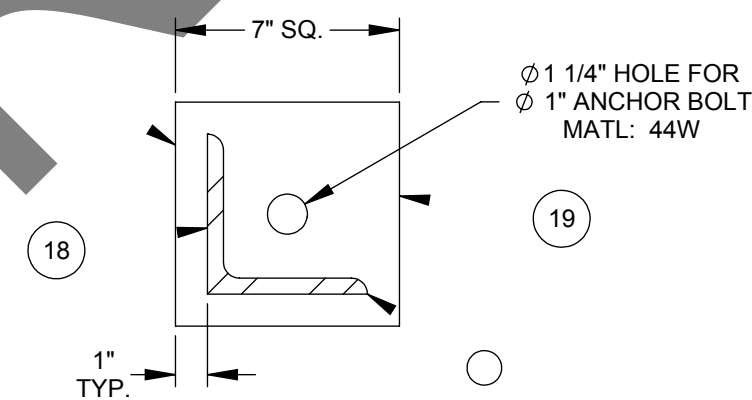
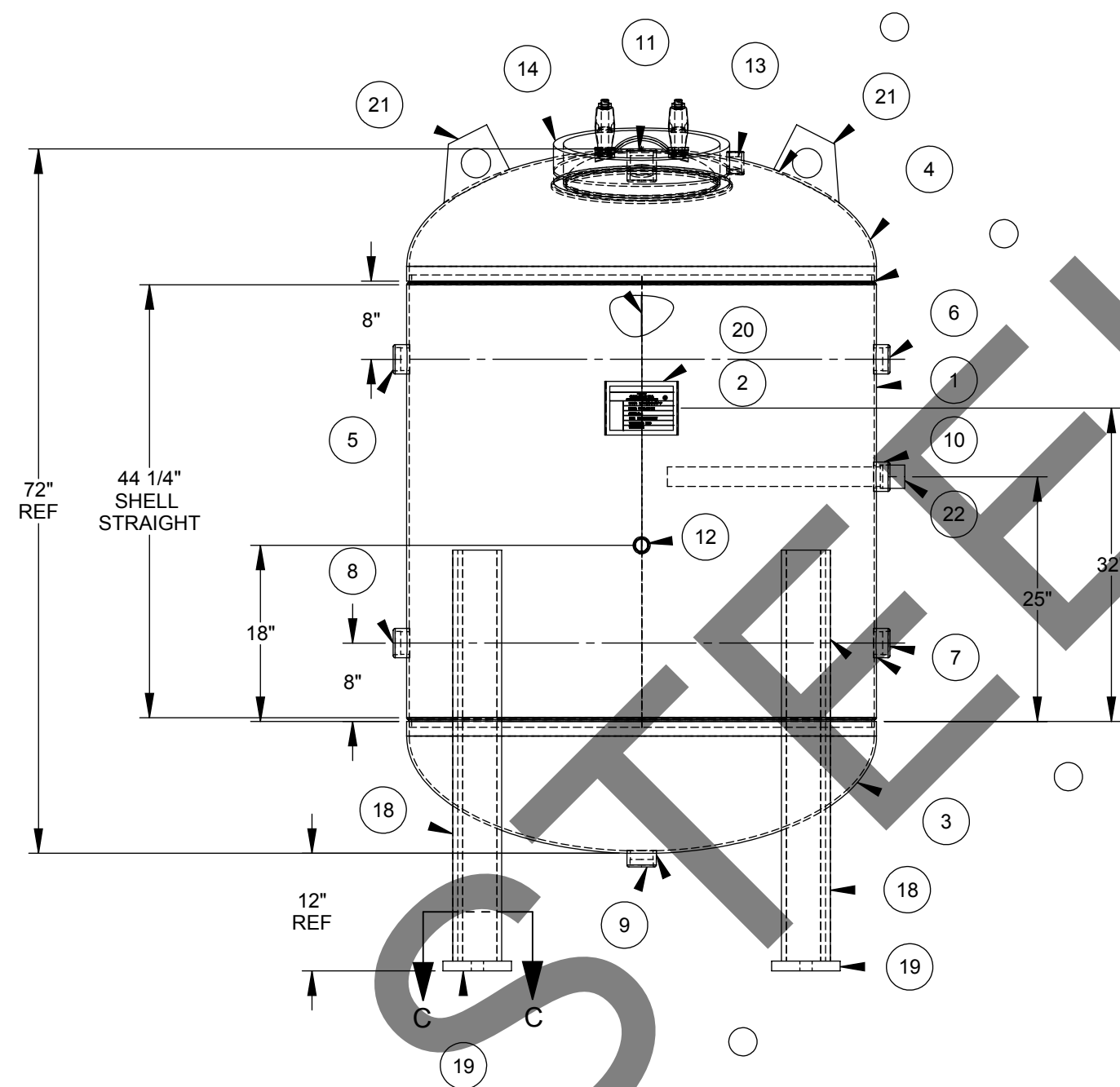
**STEELCRAFT P/N: SCDHWT48X072**



ITEM NO.	QTY.	PART NO.	DESCRIPTION
1	1	A43941-01	Cylinder: 48" O.D. x 46" Lg.
2	1	A43940 - NP	ASME NAMEPLATE
3	1	HDSE048001FJ	Head: S.E., 48" O.D.
4	1	HDSE048001FJ	Head: S.E., 48" O.D.
5	1	CPHT200300XU	Coupling: 2" NPT
6	1	CPHT200300XU	Coupling: 2" NPT
7	1	CPHT200300XU	Coupling: 2" NPT
8	1	CPHT200300XU	Coupling: 2" NPT
9	1	CPHT200300XU	Coupling: 2" NPT
10	1	CPHT200300XU	Coupling: 2" NPT
11	1	CPFT200300XU	Coupling: 2" NPT
12	1	CPHT100300XU	Coupling: 1" NPT
13	1	CPFT100300XU	Coupling: 1" NPT
14	1	MHCO121640UC	Manway Collar: 12" x 16" x 1" x 4" Wide
15	1	GSKO121600XY	Manway Gasket
16	1	CVRB121615XC	Manway Cover
17	2		Manway Yoke c/w Bolt & Nut
18	4	A43940-L	5" X 5" X 42" LG ANGLE
19	4	A43940-FP	7" X 7" X 1" Thk. FOOT PAD WITH 1-1/4" HOLE
20	1	BKPL400055XC	Nameplate Bracket
21	2	LLTV050075QC	Lift Lug
22	1	ANDA200220XM	Anode, 2" Screwed Magnesium

**Design Specifications**

M.A.W.P.: 150 psi  
 Design Temperature: 500 °F  
 M.D.M.T.: 0°F @ 150 psi  
 Impact Testing Exempt per UG-20(f) & UCS-66  
 Design External Pressure: 0.0 psi  
 Hydrotest Pressure: 195 psi  
 Corrosion Allowance: 0.0 in.  
 Code: ASME Section VIII, Div. 1 2017  
 Approximate Volume: 1746 L  
 Approximate Weight: 1935 lbs  
 Material of Construction: Carbon Steel



SECTION C-C  
BASE PLATE DETAIL

Finish  
 Interior:  
 Line with Cement to CSA, NSF/ANSI 61 Standard

Exterior:  
 -Primer

**Construction Notes**

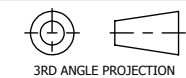
- Bolt holes to straddle centerlines.
- This vessel is designed with superimposed static, dynamic or cyclical reactions due to equipment or mechanical loading, or pressure or thermal variations = 0 lbs.
- This vessel is designed with thermal, mechanical, cyclical, pressure or fluid shock loadings = 0 lbs.
- Round or chamfer all sharp interior corners.
- This vessel is designed to contain a non-lethal gas, vapour or a non-lethal liquid.

**TOLERANCES UNLESS OTHERWISE NOTED**

MACHINING  
 .X = ±.1"  
 .XX = ±.02"  
 .XXX = ±.005"  
 ANGLES ±.5°

WELD FABRICATION  
 <=24" = ±1/16"  
 >24" = ±1/8"  
 ANGLES = ± 0.5°

MAX. MACHINED SURFACE  
 ROUGHNESS 125 MICROINCHES



**STEELCRAFT**  
 Engineered Products Division

487 Lorne Avenue East, PO Box 339, Stratford, Ontario N5A 6T1  
 P. 1.800.387.6537 F. 519.271.1092 www.steelcraftinc.com

THIS PRINT AND DESIGN ARE THE PROPERTY OF STEELCRAFT INC. AND MUST NOT BE USED TO ITS DETRIMENT.

PRODUCT: 48" O.D. X 72" HIGH STD PV

DESCRIPTION: MAIN ASSEMBLY

COMMENTS: SEE BOM FOR MATERIALS

DRAWN: PEK	CHK'D: NTS	SCALE: WEIGHT: 1314	JOB No.: SCDHWT48X072	DRAWING No.: CL43941	SHEET 1 OF 1	REV. No.: 0
---------------	---------------	---------------------------	--------------------------	-------------------------	--------------	----------------