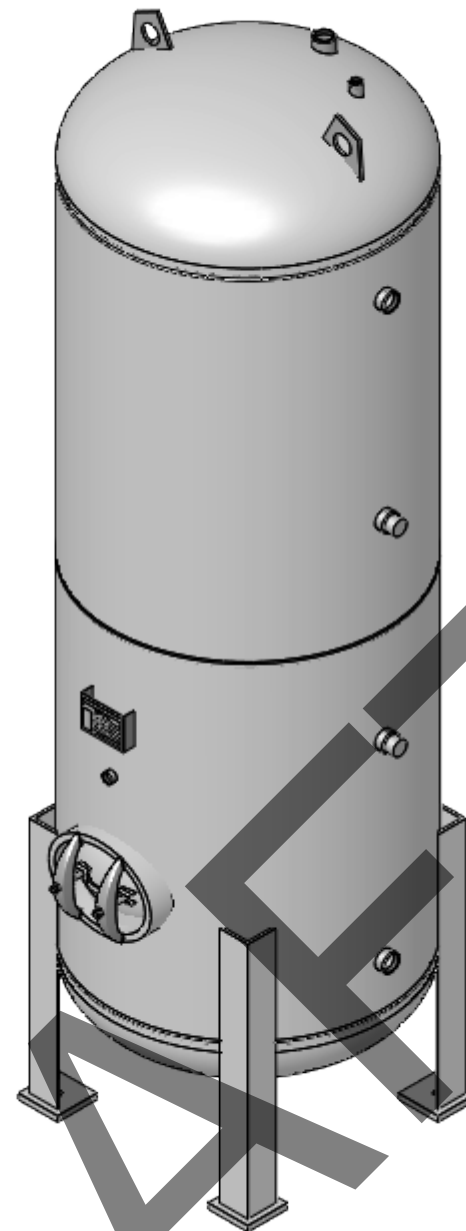
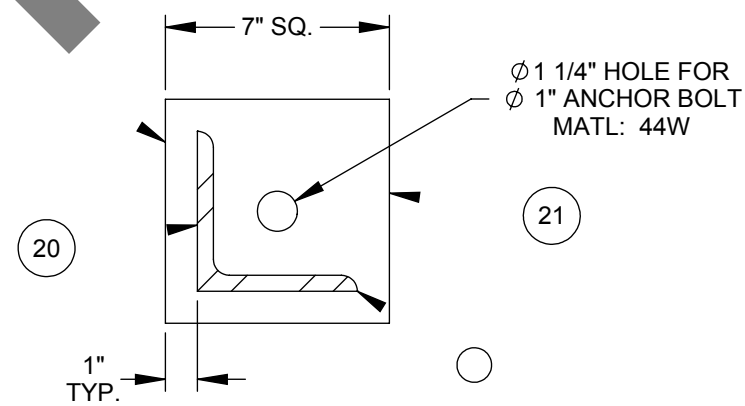
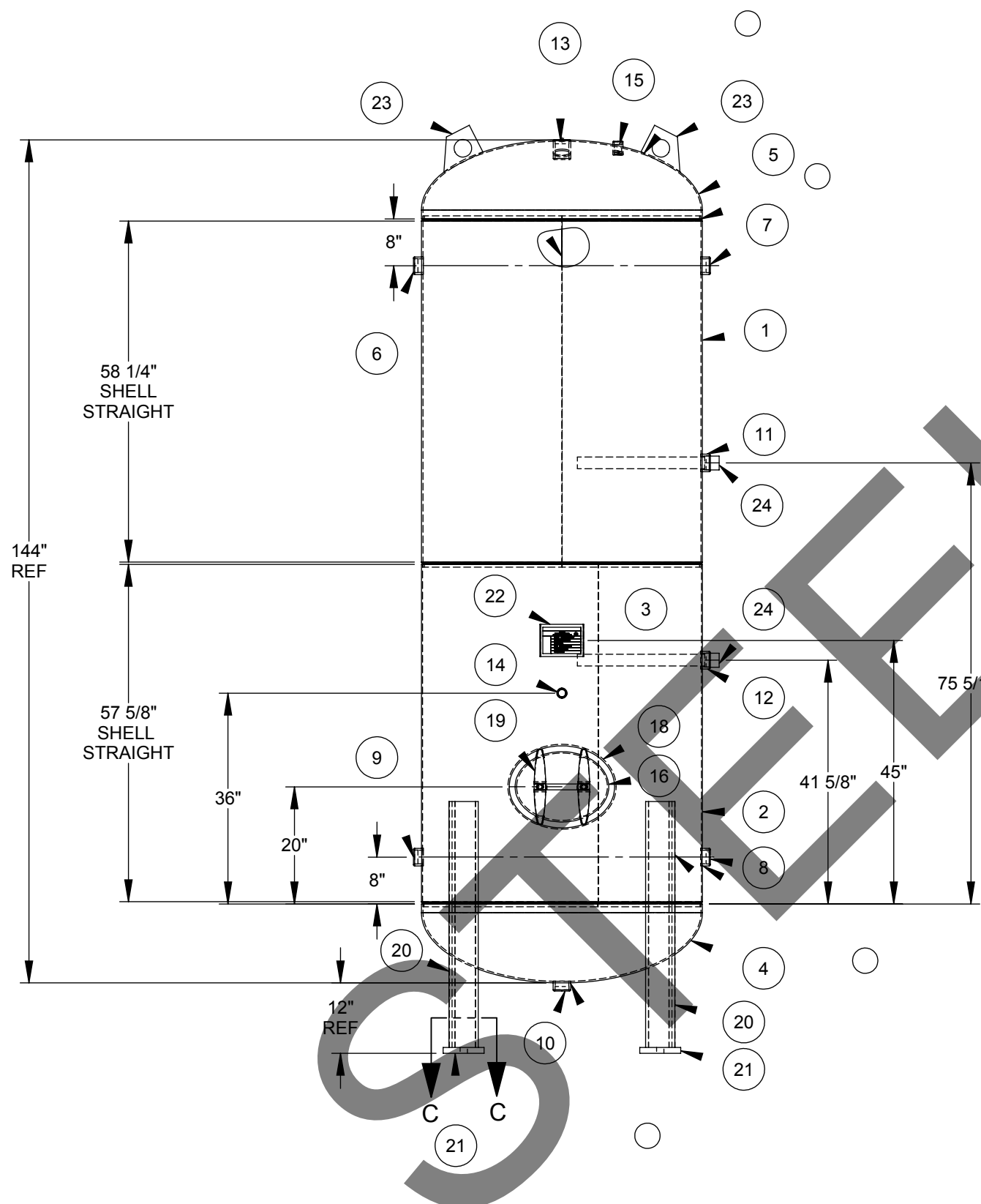
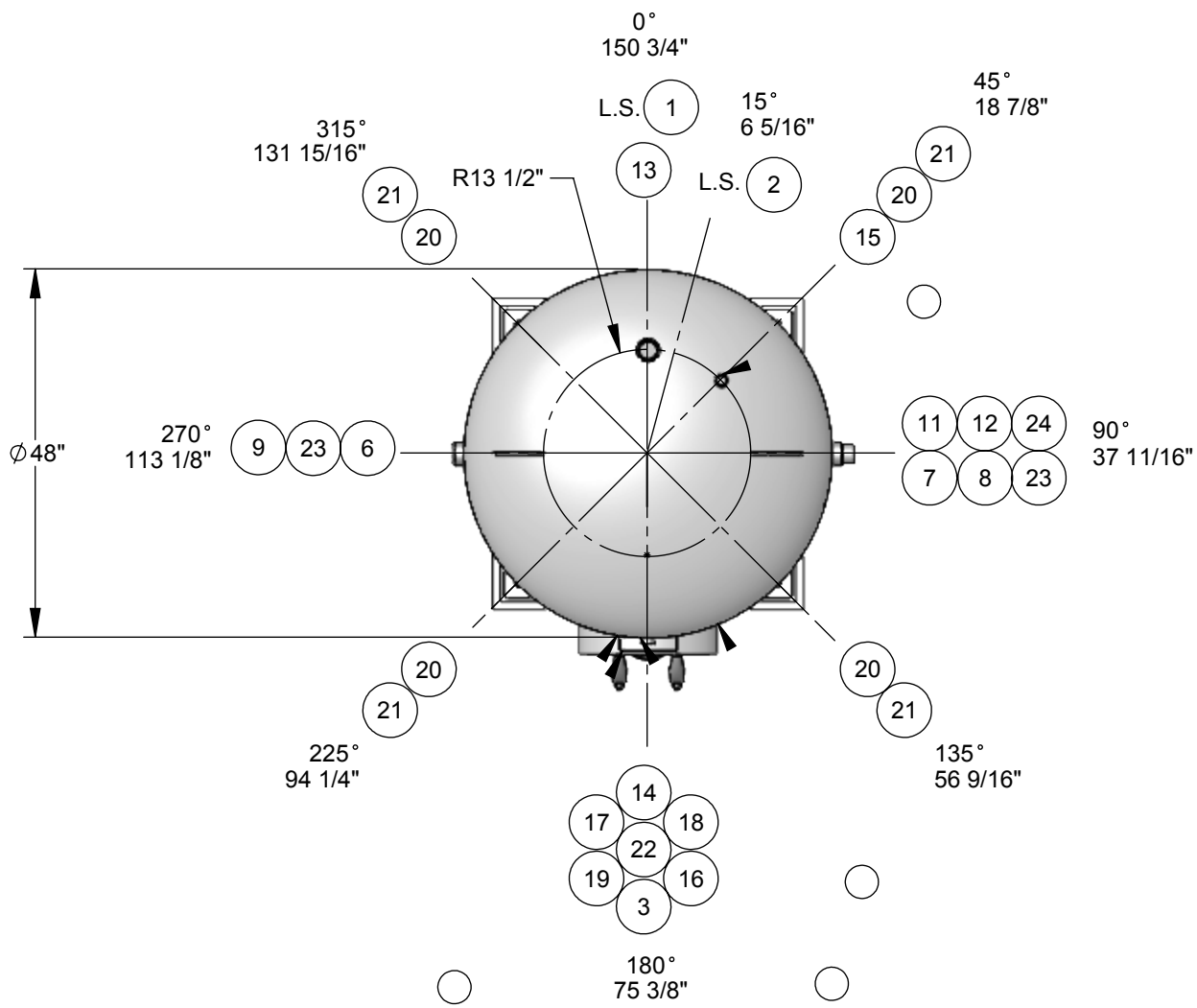


**STEELCRAFT P/N: SCDHWT48X144**



ITEM NO.	QTY.	PART NO.	DESCRIPTION
1	1	A43947-01	Cylinder: 48" O.D. x 60" Lg.
2	1	A43947-02	Cylinder: 48" O.D. x 58-1/2" Lg.
3	1	A43940 - NP	ASME NAMEPLATE
4	1	HDSE048001FJ	Head: S.E., 48" O.D.
5	1	HDSE048001FJ	Head: S.E., 48" O.D.
6	1	CPHT200300XU	Coupling: 2" NPT
7	1	CPHT200300XU	Coupling: 2" NPT
8	1	CPHT200300XU	Coupling: 2" NPT
9	1	CPHT200300XU	Coupling: 2" NPT
10	1	CPHT200300XU	Coupling: 2" NPT
11	1	CPHT200300XU	Coupling: 2" NPT
12	1	CPHT200300XU	Coupling: 2" NPT
13	1	CPFT200300XU	Coupling: 2" NPT
14	1	CPHT100300XU	Coupling: 1" NPT
15	1	CPFT100300XU	Coupling: 1" NPT
16	1	MHCO121640UC	Manway Collar: 12" x 16" x 1" x 4" Wide
17	1	GSKO121600XY	Manway Gasket
18	1	CVRB121615XC	Manway Cover
19	2		Manway Yoke c/w Bolt & Nut
20	4	A43940-L	5" X 5" X 42" LG ANGLE
21	4	A43940-FP	7" X 7" X 1" Thk. FOOT PAD WITH 1-1/4" HOLE
22	1	BKPL400055XC	Nameplate Bracket
23	2	LLTV050075QC	Lift Lug
24	2	ANDA200220XM	Anode, 2" Screwed Magnesium

**Design Specifications**

M.A.W.P.: 150 psi  
 Design Temperature: 500 °F  
 M.D.M.T.: 0°F @ 150 psi  
 Impact Testing Exempt per UG-20(f) & UCS-66  
 Design External Pressure: 0.0 psi  
 Hydrotest Pressure: 195 psi  
 Corrosion Allowance: 0.0 in.  
 Code: ASME Section VIII, Div. 1 2017  
 Approximate Volume: 3728 L  
 Approximate Weight: 3178 lbs  
 Material of Construction: Carbon Steel

**Finish**

Interior:  
 Line with Cement to CSA, NSF/ANSI 61 Standard  
 Exterior:  
 - Primer

**Construction Notes**

- Bolt holes to straddle centerlines.
- This vessel is designed with superimposed static, dynamic or cyclical reactions due to equipment or mechanical loading, or pressure or thermal variations = 0 lbs.
- This vessel is designed with thermal, mechanical, cyclical, pressure or fluid shock loadings = 0 lbs.
- Round or chamfer all sharp interior corners.
- This vessel is designed to contain a non-lethal gas, vapour or a non-lethal liquid.

**TOLERANCES UNLESS OTHERWISE NOTED**

MACHINING .X = ±.1" .XX = ±.02" .XXX = ±.005" ANGLES ±.5°	WELD FABRICATION <=24" = ±1/16" >24" = ±1/8" ANGLES = ± 0.5°
MAX. MACHINED SURFACE ROUGHNESS 125 MICROINCHES	3RD ANGLE PROJECTION

**STEELCRAFT**  
 Engineered Products Division  
 487 Lorne Avenue East, PO Box 339, Stratford, Ontario N5A 6T1  
 P. 1.800.387.6537 F. 519.271.1092 www.steelcraftinc.com

**THIS PRINT AND DESIGN ARE THE PROPERTY OF STEELCRAFT INC. AND MUST NOT BE USED TO ITS DETRIMENT.**

PRODUCT: 48" O.D. X 144" HIGH STD PV

DESCRIPTION: MAIN ASSEMBLY

COMMENTS: SEE BOM FOR MATERIALS

DRAWN: PEK	CHK'D: NTS	SCALE: 1912	JOB No.:	DRAWING No.:	SHEET 1 OF 1	REV. No.:
DATE: 13/08/2019	DATE: -	WEIGHT: 1912	SCDHWT48X144	CL43947		0