

STEELCRAFT P/N: SCDHWT54X156

ITEM NO.	QTY.	PART NO.	DESCRIPTION
1	1	A43959-01	Cylinder: 54" O.D. x 64" Lg.
2	1	A43959-02	Cylinder: 54" O.D. x 63-1/2" Lg.
3	1	A43952 - NP	ASME NAMEPLATE
4	1	HDSE054001FJ	Head: S.E., 54" O.D.
5	1	HDSE054001FJ	Head: S.E., 54" O.D.
5	1	CPHT200300XU	Coupling: 2" NPT
7	1	CPHT200300XU	Coupling: 2" NPT
8	1	CPHT200300XU	Coupling: 2" NPT
9	1	CPHT200300XU	Coupling: 2" NPT
10	1	CPHT200300XU	Coupling: 2" NPT
11	1	CPHT200300XU	Coupling: 2" NPT
12	1	CPHT200300XU	Coupling: 2" NPT
13	1	CPFT200300XU	Coupling: 2" NPT
14	1	CPHT100300XU	Coupling: 1" NPT
15	1	CPFT100300XU	Coupling: 1" NPT
16	1	MHCO121640UC	Manway Collar: 12" x 16" x 1" x 4" Wide
17	1	GSKO121600XY	Manway Gasket
18	1	CVRB121615XC	Manway Cover
19	2		Manway Yoke c/w Bolt & Nut
20	4	A43952-L	6" X 6" X 44" LG ANGLE
21	4	A43952-FP	8" X 8" X 1" Thk. FOOT PAD WITH 1-1/4" HOLE
22	1	BKPL400055XC	Nameplate Bracket
23	2	LLTV050075QC	Lift Lug
24	2	ANDA200220XM	Anode, 2" Screwed Magnesium

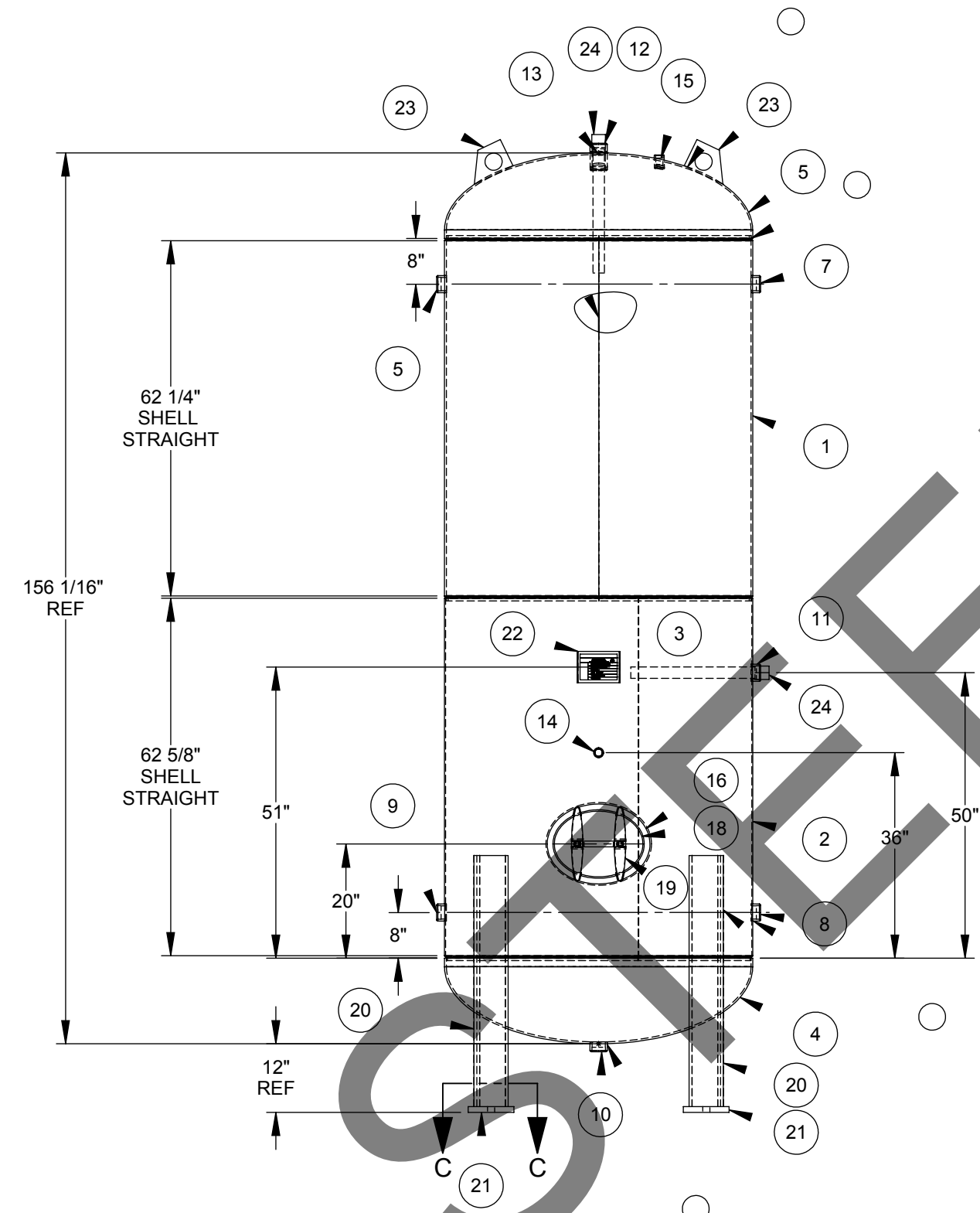
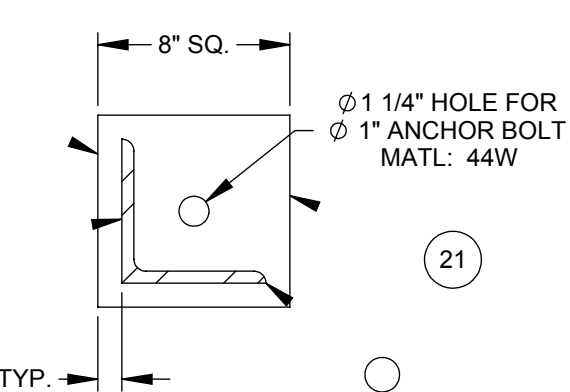
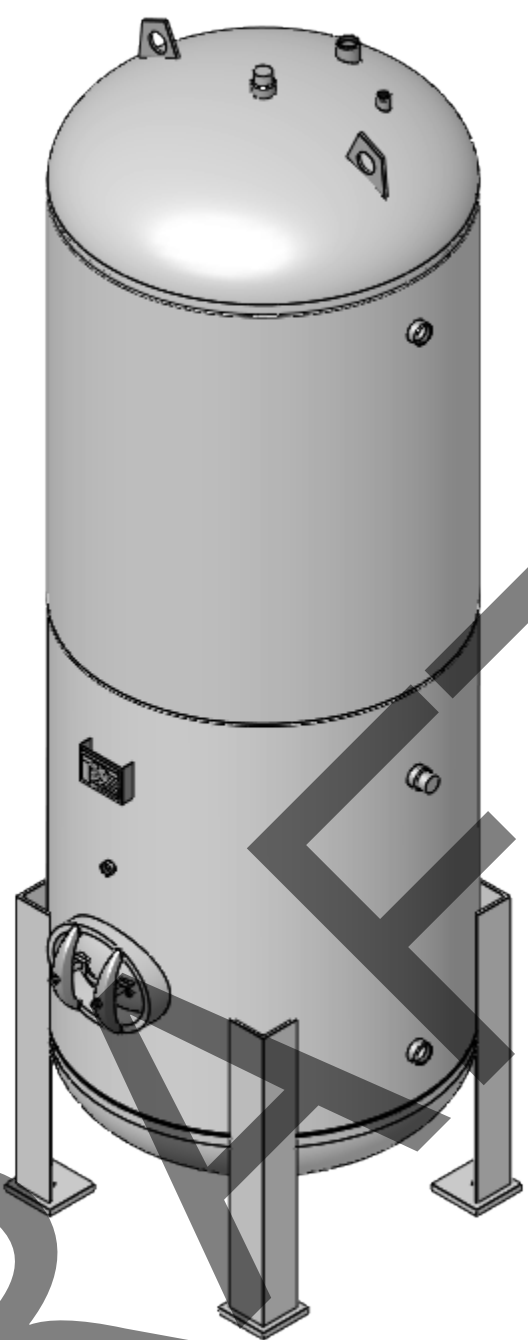
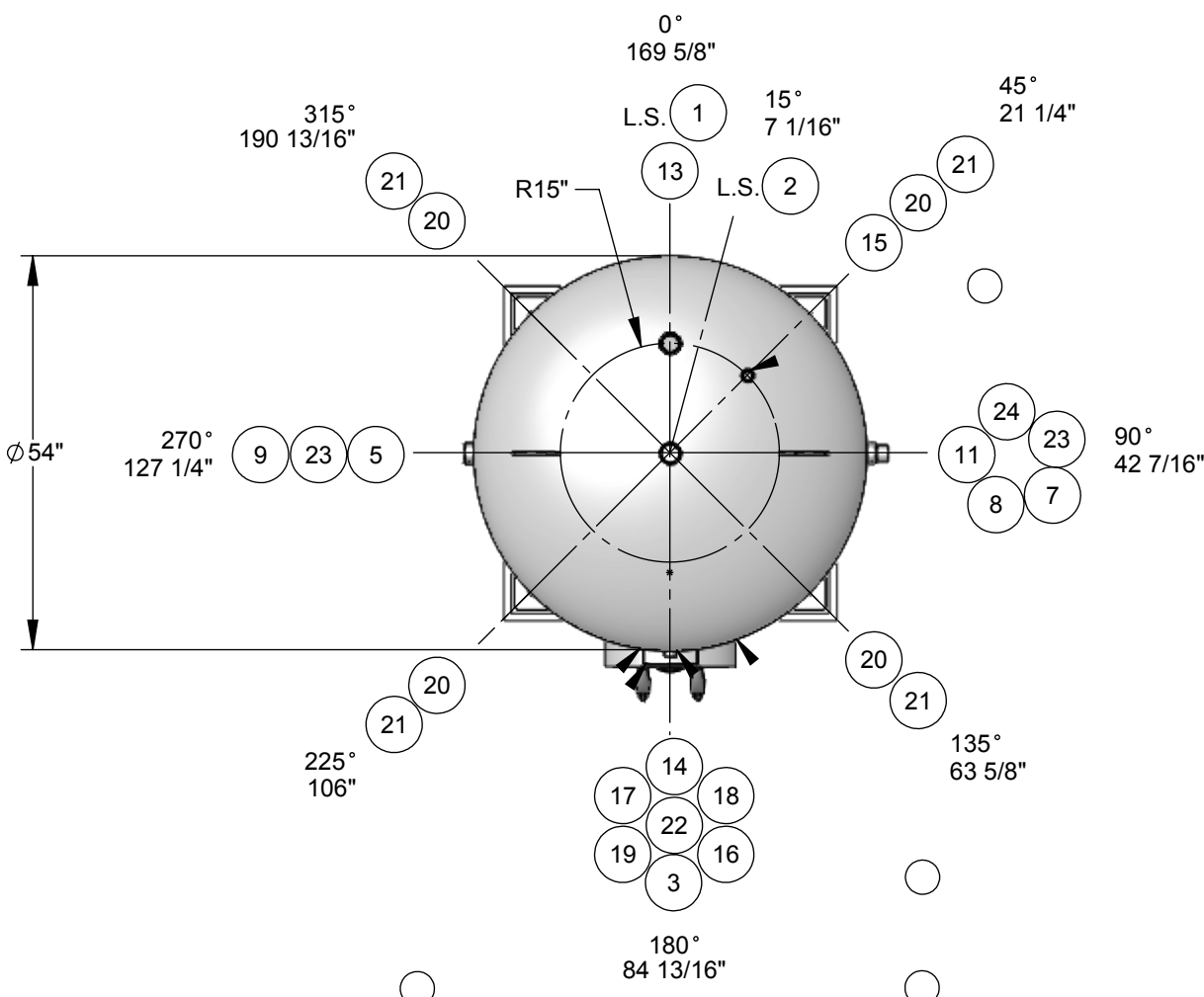
Design Specifications

M.A.W.P.: 150 psi
 Design Temperature: 500 °F
 M.D.M.T.: 0°F @ 150 psi
 Impact Testing Exempt per UG-20(f) & UCS-66
 Design External Pressure: 0.0 psi
 Hydrotest Pressure: 195 psi
 Corrosion Allowance: 0.0 in.
 Code: ASME Section VIII, Div. 1 2017
 Approximate Volume: 5114 L
 Approximate Weight: 4340 lbs
 Material of Construction: Carbon Steel

Finish
 Interior:
 Line with Cement to CSA, NSF/ANSI 61 Standard
 Exterior:
 - Primer

Construction Notes

- Bolt holes to straddle centerlines.
- This vessel is designed with superimposed static, dynamic or cyclical reactions due to equipment or mechanical loading, or pressure or thermal variations = 0 lbs.
- This vessel is designed with thermal, mechanical, cyclical, pressure or fluid shock loadings = 0 lbs.
- Round or chamfer all sharp interior corners.
- This vessel is designed to contain a non-lethal gas, vapour or a non-lethal liquid.



TOLERANCES UNLESS OTHERWISE NOTED		<p>Engineered Products Division</p> <p>487 Lorne Avenue East, PO Box 339, Stratford, Ontario N5A 6T1 P. 1.800.387.6537 F. 519.271.1092 www.steelcraftinc.com</p>
MACHINING .X = ±.1" .XX = ±.02" .XXX = ±.005" ANGLES ±.5°	WELD FABRICATION <24" = ±1/16" >24" = ±1/8" ANGLES = ±0.5°	
MAX. MACHINED SURFACE ROUGHNESS 125 MICROINCHES		3RD ANGLE PROJECTION
THIS PRINT AND DESIGN ARE THE PROPERTY OF STEELCRAFT INC. AND MUST NOT BE USED TO ITS DETRIMENT.		
PRODUCT: 54" O.D. X 156" HIGH STD PV		
DESCRIPTION: MAIN ASSEMBLY		
COMMENTS: SEE BOM FOR MATERIALS		
DRAWN: PEK DATE: 14/08/2019	CHK'D: NTS DATE: -	SCALE: - WEIGHT: 2607
JOB No.: SCDHWT54X156	DRAWING No.: CL43959	SHEET 1 OF 1 REV. No.: 0