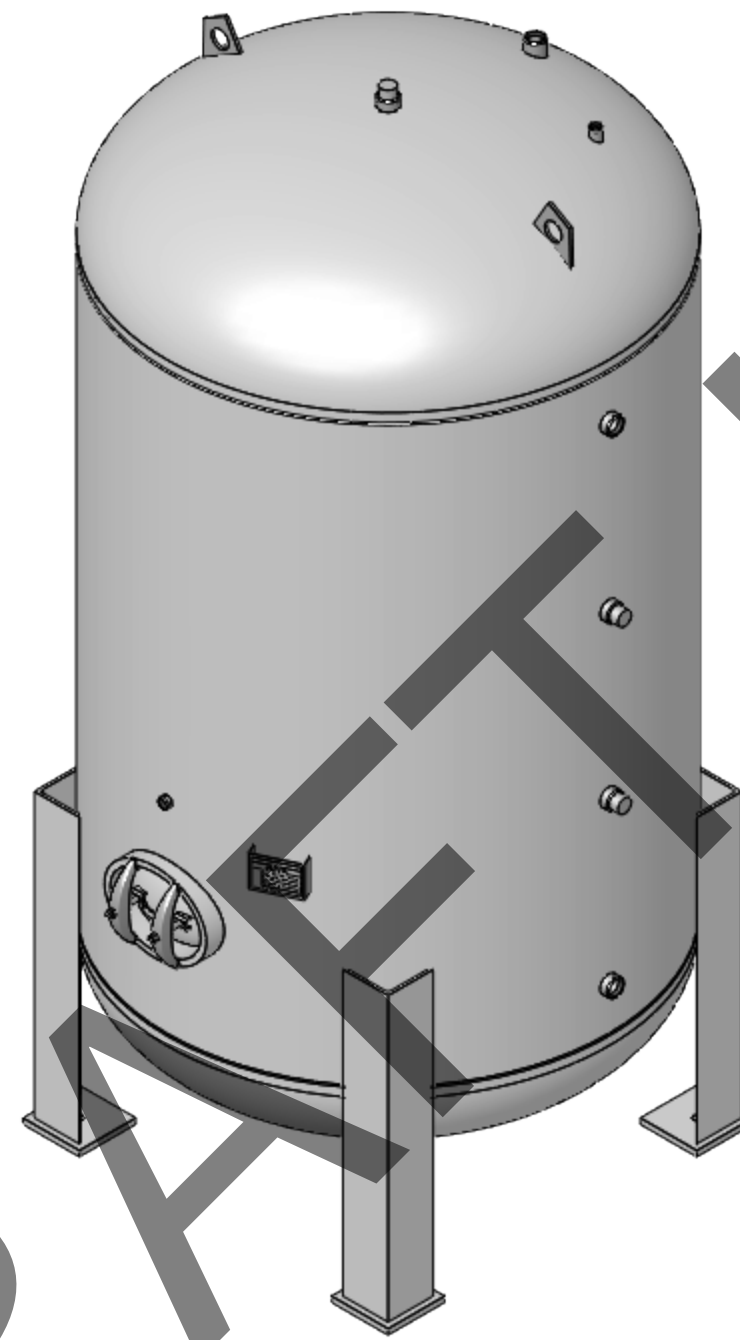
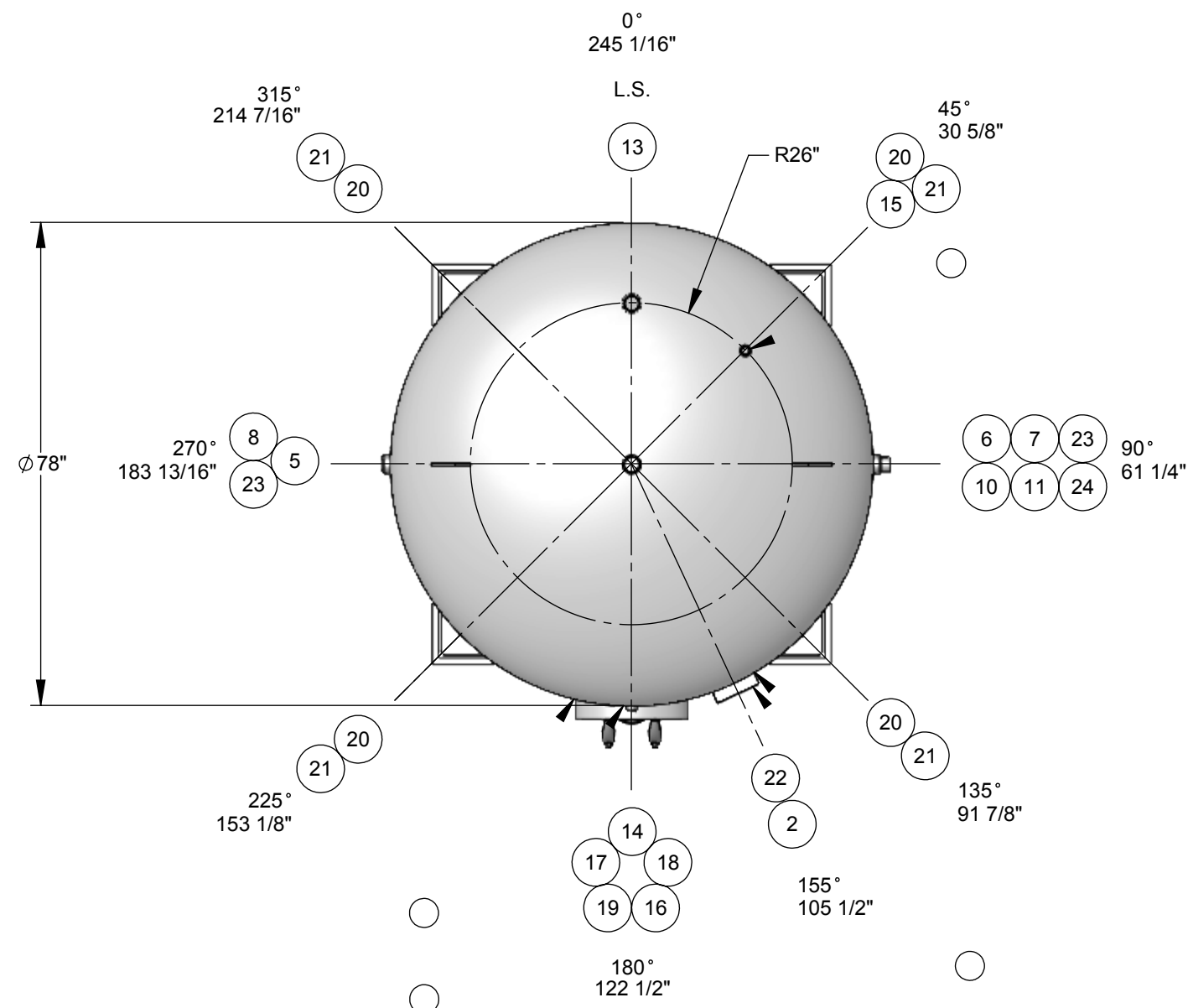


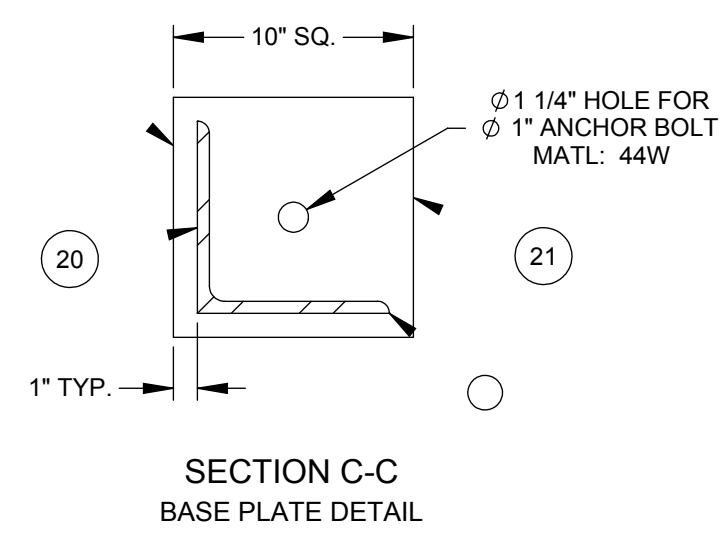
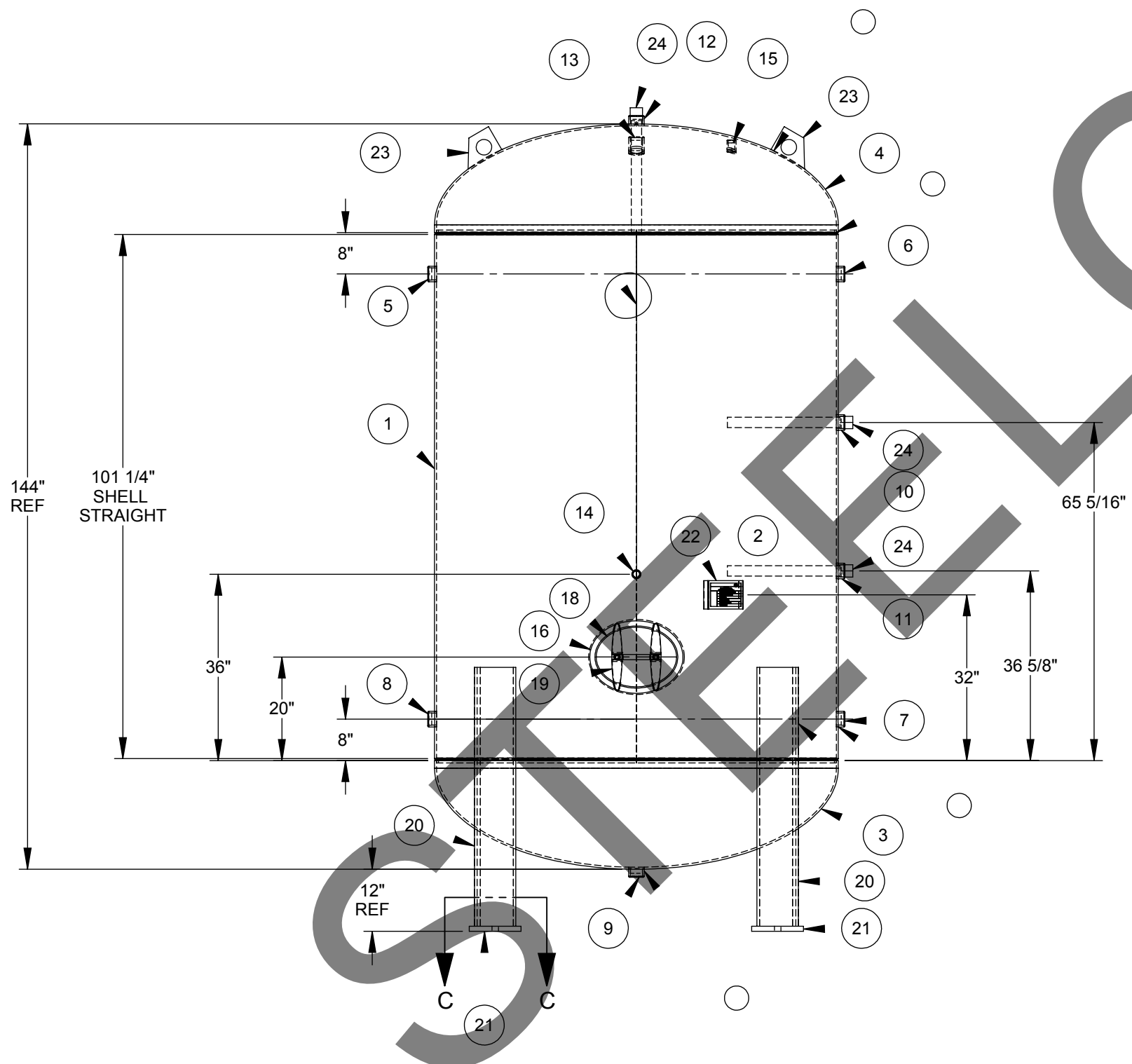
STEELCRAFT P/N: SCDHWT78X144



ITEM NO.	QTY.	PART NO.	DESCRIPTION
1	1	A44008-01	Cylinder: 78" O.D. x 103" Lg.
2	1	A44003-NP	ASME NAMEPLATE
3	1	HDSE078001FJ	Head: S.E., 78" O.D.
4	1	HDSE078001FJ	Head: S.E., 78" O.D.
5	1	CPHT200300XU	Coupling: 2" NPT
6	1	CPHT200300XU	Coupling: 2" NPT
7	1	CPHT200300XU	Coupling: 2" NPT
8	1	CPHT200300XU	Coupling: 2" NPT
9	1	CPHT200300XU	Coupling: 2" NPT
10	1	CPHT200300XU	Coupling: 2" NPT
11	1	CPHT200300XU	Coupling: 2" NPT
12	1	CPHT200300XU	Coupling: 2" NPT
13	1	CPHT200300XU	Coupling: 2" NPT
14	1	CPHT100300XU	Coupling: 1" NPT
15	1	CPFT100300XU	Coupling: 1" NPT
16	1	MHCO121640UC	Manway Collar: 12" x 16" x 1" x 4" Wide
17	1	GSKO121600XY	Manway Gasket
18	1	CVRB121615XC	Manway Cover
19	2		Manway Yoke c/w Bolt & Nut
20	4	A44003-L	8" X 8" X 50" LG ANGLE
21	4	A44003-FP	10" X 10" X 1" Thk. FOOT PAD WITH 1-1/4" HOLE
22	1	BKPL400055XC	Nameplate Bracket
23	2	LLTV050075QC	Lift Lug
24	3	ANDA200220XM	Anode, 2" Screwed Magnesium

Design Specifications

M.A.W.P.: 150 psi  
 Design Temperature: 500 °F  
 M.D.M.T.: 0°F @ 150 psi  
 Impact Testing Exempt per UG-20(f) & UCS-66  
 Design External Pressure: 0.0 psi  
 Hydrotest Pressure: 195 psi  
 Corrosion Allowance: 0.0 in.  
 Code: ASME Section VIII, Div. 1 2017  
 Approximate Volume: 9656 L  
 Approximate Weight: 6763 lbs  
 Material of Construction: Carbon Steel



Finish  
 Interior:  
 Line with Cement to CSA, NSF/ANSI 61 Standard  
 Exterior:  
 -Primer

Construction Notes

- Bolt holes to straddle centerlines.
- This vessel is designed with superimposed static, dynamic or cyclical reactions due to equipment or mechanical loading, or pressure or thermal variations = 0 lbs.
- This vessel is designed with thermal, mechanical, cyclical, pressure or fluid shock loadings = 0 lbs.
- Round or chamfer all sharp interior corners.
- This vessel is designed to contain a non-lethal gas, vapour or a non-lethal liquid.

TOLERANCES UNLESS OTHERWISE NOTED MACHINING .X = ±.1" .XX = ±.02" .XXX = ±.005" ANGLES ±.5° MAX. MACHINED SURFACE ROUGHNESS 125 MICROINCHES		WELD FABRICATION <=24" = ±1/16" >24" = ±1/8" ANGLES = ±0.5°		Engineered Products Division 487 Lorne Avenue East, PO Box 339, Stratford, Ontario N5A 6T1 P. 1.800.387.6537 F. 519.271.1092 www.steelcraftinc.com	
THIS PRINT AND DESIGN ARE THE PROPERTY OF STEELCRAFT INC. AND MUST NOT BE USED TO ITS DETRIMENT.					
PRODUCT: 78" O.D. X 144" HIGH STD PV					
DESCRIPTION: MAIN ASSEMBLY					
COMMENTS: SEE BOM FOR MATERIALS					
DRAWN: PEK	CHK'D: NTS	SCALE: 4838	JOB No.: SCDHWT78X144	DRAWING No.: CL44008	SHEET 1 OF 1 REV. No.: 0